



ETHACURE 300

Era Polymers Pty Ltd

Version No: 3.3
Safety Data Sheet according to WHS and ADG requirements

Chemwatch Hazard Alert Code: 2

Issue Date: 12/04/2018
Print Date: 09/03/2021
S.GHS.AUS.EN

SECTION 1 Identification of the substance / mixture and of the company / undertaking

Product Identifier

Product name	ETHACURE 300
Chemical Name	di-(methylthio)toluenediamine
Synonyms	Not Available
Proper shipping name	ENVIRONMENTALLY HAZARDOUS SUBSTANCE, LIQUID, N.O.S. (contains di-(methylthio)toluenediamine)
Other means of identification	ETHACURE 300

Relevant identified uses of the substance or mixture and uses advised against

Relevant identified uses	The use of a quantity of material in an unventilated or confined space may result in increased exposure and an irritating atmosphere developing. Before starting consider control of exposure by mechanical ventilation.
--------------------------	--

Details of the supplier of the safety data sheet

Registered company name	Era Polymers Pty Ltd
Address	2-4 Green Street, BANKSMEADOW NSW 2019 Australia
Telephone	+61 (0)2 9666 3788
Fax	+61 (0)2 9666 4805
Website	www.erapol.com.au
Email	erapol@erapol.com.au

Emergency telephone number

Association / Organisation	CHEMWATCH EMERGENCY RESPONSE
Emergency telephone numbers	+61 2 9186 1132
Other emergency telephone numbers	+61 1800 951 288

Once connected and if the message is not in your preferred language then please dial 01

SECTION 2 Hazards identification

Classification of the substance or mixture

HAZARDOUS CHEMICAL. DANGEROUS GOODS. According to the WHS Regulations and the ADG Code.

Poisons Schedule	S5
Classification [1]	Acute Toxicity (Oral) Category 4, Skin Sensitizer Category 1, Acute Aquatic Hazard Category 1, Chronic Aquatic Hazard Category 1
Legend:	1. Classified by Chemwatch; 2. Classification drawn from HCIS; 3. Classification drawn from Regulation (EU) No 1272/2008 - Annex VI

Label elements

Hazard pictogram(s)	
Signal word	Warning

Hazard statement(s)

H302	Harmful if swallowed.
H317	May cause an allergic skin reaction.

ETHACURE 300

H410	Very toxic to aquatic life with long lasting effects.
------	---

Precautionary statement(s) General

P101	If medical advice is needed, have product container or label at hand.
P102	Keep out of reach of children.
P103	Read carefully and follow all instructions.

Precautionary statement(s) Prevention

P280	Wear protective gloves/protective clothing/eye protection/face protection/hearing protection/...
P261	Avoid breathing mist/vapours/spray.
P270	Do not eat, drink or smoke when using this product.
P273	Avoid release to the environment.
P272	Contaminated work clothing should not be allowed out of the workplace.

Precautionary statement(s) Response

P302+P352	IF ON SKIN: Wash with plenty of water.
P333+P313	If skin irritation or rash occurs: Get medical advice/attention.
P362+P364	Take off contaminated clothing and wash it before reuse.
P391	Collect spillage.
P301+P312	IF SWALLOWED: Call a POISON CENTER/doctor/... if you feel unwell
P330	Rinse mouth.

Precautionary statement(s) Storage

Not Applicable

Precautionary statement(s) Disposal

P501	Dispose of contents/container to authorised hazardous or special waste collection point in accordance with any local regulation.
------	--

SECTION 3 Composition / information on ingredients**Substances**

See section below for composition of Mixtures

Mixtures

CAS No	%[weight]	Name
106264-79-3	>99	di-(methylthio)toluenediamine

SECTION 4 First aid measures**Description of first aid measures**

Eye Contact	<p>If this product comes in contact with the eyes:</p> <ul style="list-style-type: none"> ▶ Wash out immediately with fresh running water. ▶ Ensure complete irrigation of the eye by keeping eyelids apart and away from eye and moving the eyelids by occasionally lifting the upper and lower lids. ▶ Seek medical attention without delay; if pain persists or recurs seek medical attention. ▶ Removal of contact lenses after an eye injury should only be undertaken by skilled personnel.
Skin Contact	<p>If skin contact occurs:</p> <ul style="list-style-type: none"> ▶ Immediately remove all contaminated clothing, including footwear. ▶ Flush skin and hair with running water (and soap if available). ▶ Seek medical attention in event of irritation.
Inhalation	<ul style="list-style-type: none"> ▶ If fumes, aerosols or combustion products are inhaled remove from contaminated area. ▶ Other measures are usually unnecessary.
Ingestion	<ul style="list-style-type: none"> ▶ IF SWALLOWED, REFER FOR MEDICAL ATTENTION, WHERE POSSIBLE, WITHOUT DELAY. ▶ For advice, contact a Poisons Information Centre or a doctor. ▶ Urgent hospital treatment is likely to be needed. ▶ In the mean time, qualified first-aid personnel should treat the patient following observation and employing supportive measures as indicated by the patient's condition. ▶ If the services of a medical officer or medical doctor are readily available, the patient should be placed in his/her care and a copy of the SDS should be provided. Further action will be the responsibility of the medical specialist. ▶ If medical attention is not available on the worksite or surroundings send the patient to a hospital together with a copy of the SDS. <p>Where medical attention is not immediately available or where the patient is more than 15 minutes from a hospital or unless instructed otherwise:</p> <ul style="list-style-type: none"> ▶ INDUCE vomiting with fingers down the back of the throat, ONLY IF CONSCIOUS. Lean patient forward or place on left side (head-down position, if possible) to maintain open airway and prevent aspiration. <p>NOTE: Wear a protective glove when inducing vomiting by mechanical means.</p>

ETHACURE 300

Indication of any immediate medical attention and special treatment needed

The material may induce methaemoglobinaemia following exposure.

- ▶ Initial attention should be directed at oxygen delivery and assisted ventilation if necessary. Hyperbaric oxygen has not demonstrated substantial benefits.
- ▶ Hypotension should respond to Trendelenburg's position and intravenous fluids; otherwise dopamine may be needed.
- ▶ Symptomatic patients with methaemoglobin levels over 30% should receive methylene blue. (Cyanosis, alone, is not an indication for treatment). The usual dose is 1-2 mg/kg of a 1% solution (10 mg/ml) IV over 50 minutes; repeat, using the same dose, if symptoms of hypoxia fail to subside within 1 hour.
- ▶ Thorough cleansing of the entire contaminated area of the body, including the scalp and nails, is of utmost importance.

BIOLOGICAL EXPOSURE INDEX - BEI

These represent the determinants observed in specimens collected from a healthy worker exposed at the Exposure Standard (ES or TLV):

Determinant	Index	Sampling Time	Comment
1. Methaemoglobin in blood	1.5% of haemoglobin	During or end of shift	B, NS, SQ

B: Background levels occur in specimens collected from subjects **NOT** exposed

NS: Non-specific determinant; also observed after exposure to other materials

SQ: Semi-quantitative determinant - Interpretation may be ambiguous; should be used as a screening test or confirmatory test.

SECTION 5 Firefighting measures**Extinguishing media**

- ▶ Foam.
- ▶ Dry chemical powder.
- ▶ BCF (where regulations permit).
- ▶ Carbon dioxide.
- ▶ Water spray or fog - Large fires only.

Special hazards arising from the substrate or mixture

Fire Incompatibility	▶ Avoid contamination with oxidising agents i.e. nitrates, oxidising acids, chlorine bleaches, pool chlorine etc. as ignition may result
-----------------------------	--

Advice for firefighters

Fire Fighting	<ul style="list-style-type: none"> ▶ Alert Fire Brigade and tell them location and nature of hazard. ▶ Wear full body protective clothing with breathing apparatus. ▶ Prevent, by any means available, spillage from entering drains or water course. ▶ Use water delivered as a fine spray to control fire and cool adjacent area. ▶ Avoid spraying water onto liquid pools. ▶ DO NOT approach containers suspected to be hot. ▶ Cool fire exposed containers with water spray from a protected location. ▶ If safe to do so, remove containers from path of fire.
Fire/Explosion Hazard	<ul style="list-style-type: none"> ▶ Combustible. ▶ Slight fire hazard when exposed to heat or flame. ▶ Heating may cause expansion or decomposition leading to violent rupture of containers. ▶ On combustion, may emit toxic fumes of carbon monoxide (CO). ▶ May emit acrid smoke. ▶ Mists containing combustible materials may be explosive. <p>Combustion products include: carbon dioxide (CO₂) nitrogen oxides (NO_x) sulfur oxides (SO_x) other pyrolysis products typical of burning organic material.</p> <p>Contains low boiling substance: Closed containers may rupture due to pressure buildup under fire conditions.</p>
HAZCHEM	•3Z

SECTION 6 Accidental release measures**Personal precautions, protective equipment and emergency procedures**

See section 8

Environmental precautions

See section 12

Methods and material for containment and cleaning up

Minor Spills	<p>Environmental hazard - contain spillage.</p> <ul style="list-style-type: none"> ▶ Clean up all spills immediately. ▶ Avoid breathing vapours and contact with skin and eyes. ▶ Control personal contact with the substance, by using protective equipment. ▶ Contain and absorb spill with sand, earth, inert material or vermiculite. ▶ Wipe up. ▶ Place in a suitable, labelled container for waste disposal.
Major Spills	<p>Environmental hazard - contain spillage. Moderate hazard.</p> <ul style="list-style-type: none"> ▶ Clear area of personnel and move upwind. ▶ Alert Fire Brigade and tell them location and nature of hazard. ▶ Wear breathing apparatus plus protective gloves. ▶ Prevent, by any means available, spillage from entering drains or water course. ▶ No smoking, naked lights or ignition sources. ▶ Increase ventilation. ▶ Stop leak if safe to do so. ▶ Contain spill with sand, earth or vermiculite.

ETHACURE 300

- ▶ Collect recoverable product into labelled containers for recycling.
- ▶ Absorb remaining product with sand, earth or vermiculite.
- ▶ Collect solid residues and seal in labelled drums for disposal.
- ▶ Wash area and prevent runoff into drains.
- ▶ If contamination of drains or waterways occurs, advise emergency services.

Personal Protective Equipment advice is contained in Section 8 of the SDS.

SECTION 7 Handling and storage

Precautions for safe handling

Safe handling	<p>Contains low boiling substance: Storage in sealed containers may result in pressure buildup causing violent rupture of containers not rated appropriately.</p> <ul style="list-style-type: none"> ▶ Check for bulging containers. ▶ Vent periodically ▶ Always release caps or seals slowly to ensure slow dissipation of vapours ▶ DO NOT USE brass or copper containers / stirrers ▶ DO NOT allow clothing wet with material to stay in contact with skin ▶ Avoid all personal contact, including inhalation. ▶ Wear protective clothing when risk of exposure occurs. ▶ Use in a well-ventilated area. ▶ Prevent concentration in hollows and sumps. ▶ DO NOT enter confined spaces until atmosphere has been checked. ▶ Avoid smoking, naked lights or ignition sources. ▶ Avoid contact with incompatible materials. ▶ When handling, DO NOT eat, drink or smoke. ▶ Keep containers securely sealed when not in use. ▶ Avoid physical damage to containers. ▶ Always wash hands with soap and water after handling. ▶ Work clothes should be laundered separately. ▶ Use good occupational work practice. ▶ Observe manufacturer's storage and handling recommendations contained within this SDS. ▶ Atmosphere should be regularly checked against established exposure standards to ensure safe working conditions.
Other information	<ul style="list-style-type: none"> ▶ Store in original containers. ▶ Keep containers securely sealed. ▶ Store in a cool, dry, well-ventilated area. ▶ Store away from incompatible materials and foodstuff containers. ▶ Protect containers against physical damage and check regularly for leaks. ▶ Observe manufacturer's storage and handling recommendations contained within this SDS.

Conditions for safe storage, including any incompatibilities

Suitable container	<ul style="list-style-type: none"> ▶ DO NOT use aluminium, galvanised or tin-plated containers ▶ Metal can or drum ▶ Packaging as recommended by manufacturer. ▶ Check all containers are clearly labelled and free from leaks.
Storage incompatibility	<ul style="list-style-type: none"> ▶ Many arylamines (aromatic amines such as aniline, N-ethylaniline, o-toluidine, xylydine etc. and their mixtures) are hypergolic (ignite spontaneously) with red fuming nitric acid. When the amines are dissolved in triethylamine, ignition occurs at -60 deg. C. or less. ▶ Various metal oxides and their salts may promote ignition of amine-red fuming nitric acid systems. Soluble materials such as copper(I) oxide, ammonium metavanadate are effective; insoluble materials such as copper(II) oxide, iron(II) oxide, potassium dichromate are also effective. ▶ Avoid oxidising agents, acids, acid chlorides, acid anhydrides, chloroformates. ▶ Avoid strong acids, bases.

SECTION 8 Exposure controls / personal protection

Control parameters

Occupational Exposure Limits (OEL)

INGREDIENT DATA

Not Available

Emergency Limits

Ingredient	TEEL-1	TEEL-2	TEEL-3
ETHACURE 300	Not Available	Not Available	Not Available

Ingredient	Original IDLH	Revised IDLH
di-(methylthio)toluenediamine	Not Available	Not Available

Occupational Exposure Banding


Ingredient	Occupational Exposure Band Rating	Occupational Exposure Band Limit
di-(methylthio)toluenediamine	E	≤ 0.1 ppm

Notes: Occupational exposure banding is a process of assigning chemicals into specific categories or bands based on a chemical's potency and the adverse health outcomes associated with exposure. The output of this process is an occupational exposure band (OEB), which corresponds to a range of exposure concentrations that are expected to protect worker health.

Exposure controls

Continued...

ETHACURE 300

	<p>Engineering controls are used to remove a hazard or place a barrier between the worker and the hazard. Well-designed engineering controls can be highly effective in protecting workers and will typically be independent of worker interactions to provide this high level of protection. The basic types of engineering controls are:</p> <p>Process controls which involve changing the way a job activity or process is done to reduce the risk.</p> <p>Enclosure and/or isolation of emission source which keeps a selected hazard 'physically' away from the worker and ventilation that strategically 'adds' and 'removes' air in the work environment. Ventilation can remove or dilute an air contaminant if designed properly. The design of a ventilation system must match the particular process and chemical or contaminant in use.</p> <p>Employers may need to use multiple types of controls to prevent employee overexposure.</p> <p>General exhaust is adequate under normal operating conditions. If risk of overexposure exists, wear SAA approved respirator. Correct fit is essential to obtain adequate protection. Provide adequate ventilation in warehouse or closed storage areas. Air contaminants generated in the workplace possess varying 'escape' velocities which, in turn, determine the 'capture velocities' of fresh circulating air required to effectively remove the contaminant.</p> <table border="1" data-bbox="389 506 1489 763"> <thead> <tr> <th>Type of Contaminant:</th> <th>Air Speed:</th> </tr> </thead> <tbody> <tr> <td>solvent, vapours, degreasing etc., evaporating from tank (in still air)</td> <td>0.25-0.5 m/s (50-100 f/min)</td> </tr> <tr> <td>aerosols, fumes from pouring operations, intermittent container filling, low speed conveyer transfers, welding, spray drift, plating acid fumes, pickling (released at low velocity into zone of active generation)</td> <td>0.5-1 m/s (100-200 f/min.)</td> </tr> <tr> <td>direct spray, spray painting in shallow booths, drum filling, conveyer loading, crusher dusts, gas discharge (active generation into zone of rapid air motion)</td> <td>1-2.5 m/s (200-500 f/min)</td> </tr> <tr> <td>grinding, abrasive blasting, tumbling, high speed wheel generated dusts (released at high initial velocity into zone of very high rapid air motion).</td> <td>2.5-10 m/s (500-2000 f/min.)</td> </tr> </tbody> </table> <p>Within each range the appropriate value depends on:</p> <table border="1" data-bbox="389 842 1096 1010"> <thead> <tr> <th>Lower end of the range</th> <th>Upper end of the range</th> </tr> </thead> <tbody> <tr> <td>1: Room air currents minimal or favourable to capture</td> <td>1: Disturbing room air currents</td> </tr> <tr> <td>2: Contaminants of low toxicity or of nuisance value only</td> <td>2: Contaminants of high toxicity</td> </tr> <tr> <td>3: Intermittent, low production.</td> <td>3: High production, heavy use</td> </tr> <tr> <td>4: Large hood or large air mass in motion</td> <td>4: Small hood - local control only</td> </tr> </tbody> </table> <p>Simple theory shows that air velocity falls rapidly with distance away from the opening of a simple extraction pipe. Velocity generally decreases with the square of distance from the extraction point (in simple cases). Therefore the air speed at the extraction point should be adjusted, accordingly, after reference to distance from the contaminating source. The air velocity at the extraction fan, for example, should be a minimum of 1-2 m/s (200-400 f/min.) for extraction of solvents generated in a tank 2 meters distant from the extraction point. Other mechanical considerations, producing performance deficits within the extraction apparatus, make it essential that theoretical air velocities are multiplied by factors of 10 or more when extraction systems are installed or used.</p>	Type of Contaminant:	Air Speed:	solvent, vapours, degreasing etc., evaporating from tank (in still air)	0.25-0.5 m/s (50-100 f/min)	aerosols, fumes from pouring operations, intermittent container filling, low speed conveyer transfers, welding, spray drift, plating acid fumes, pickling (released at low velocity into zone of active generation)	0.5-1 m/s (100-200 f/min.)	direct spray, spray painting in shallow booths, drum filling, conveyer loading, crusher dusts, gas discharge (active generation into zone of rapid air motion)	1-2.5 m/s (200-500 f/min)	grinding, abrasive blasting, tumbling, high speed wheel generated dusts (released at high initial velocity into zone of very high rapid air motion).	2.5-10 m/s (500-2000 f/min.)	Lower end of the range	Upper end of the range	1: Room air currents minimal or favourable to capture	1: Disturbing room air currents	2: Contaminants of low toxicity or of nuisance value only	2: Contaminants of high toxicity	3: Intermittent, low production.	3: High production, heavy use	4: Large hood or large air mass in motion	4: Small hood - local control only
Type of Contaminant:	Air Speed:																				
solvent, vapours, degreasing etc., evaporating from tank (in still air)	0.25-0.5 m/s (50-100 f/min)																				
aerosols, fumes from pouring operations, intermittent container filling, low speed conveyer transfers, welding, spray drift, plating acid fumes, pickling (released at low velocity into zone of active generation)	0.5-1 m/s (100-200 f/min.)																				
direct spray, spray painting in shallow booths, drum filling, conveyer loading, crusher dusts, gas discharge (active generation into zone of rapid air motion)	1-2.5 m/s (200-500 f/min)																				
grinding, abrasive blasting, tumbling, high speed wheel generated dusts (released at high initial velocity into zone of very high rapid air motion).	2.5-10 m/s (500-2000 f/min.)																				
Lower end of the range	Upper end of the range																				
1: Room air currents minimal or favourable to capture	1: Disturbing room air currents																				
2: Contaminants of low toxicity or of nuisance value only	2: Contaminants of high toxicity																				
3: Intermittent, low production.	3: High production, heavy use																				
4: Large hood or large air mass in motion	4: Small hood - local control only																				
<p>Personal protection</p>																					
<p>Eye and face protection</p>	<ul style="list-style-type: none"> ▶ Safety glasses with side shields. ▶ Chemical goggles. ▶ Contact lenses may pose a special hazard; soft contact lenses may absorb and concentrate irritants. A written policy document, describing the wearing of lenses or restrictions on use, should be created for each workplace or task. This should include a review of lens absorption and adsorption for the class of chemicals in use and an account of injury experience. Medical and first-aid personnel should be trained in their removal and suitable equipment should be readily available. In the event of chemical exposure, begin eye irrigation immediately and remove contact lens as soon as practicable. Lens should be removed at the first signs of eye redness or irritation - lens should be removed in a clean environment only after workers have washed hands thoroughly. [CDC NIOSH Current Intelligence Bulletin 59], [AS/NZS 1336 or national equivalent] 																				
<p>Skin protection</p>	<p>See Hand protection below</p>																				
<p>Hands/feet protection</p>	<ul style="list-style-type: none"> ▶ Wear chemical protective gloves, e.g. PVC. ▶ Wear safety footwear or safety gumboots, e.g. Rubber <p>NOTE:</p> <ul style="list-style-type: none"> ▶ The material may produce skin sensitisation in predisposed individuals. Care must be taken, when removing gloves and other protective equipment, to avoid all possible skin contact. ▶ Contaminated leather items, such as shoes, belts and watch-bands should be removed and destroyed. <p>The selection of suitable gloves does not only depend on the material, but also on further marks of quality which vary from manufacturer to manufacturer. Where the chemical is a preparation of several substances, the resistance of the glove material can not be calculated in advance and has therefore to be checked prior to the application.</p> <p>The exact break through time for substances has to be obtained from the manufacturer of the protective gloves and has to be observed when making a final choice.</p> <p>Personal hygiene is a key element of effective hand care. Gloves must only be worn on clean hands. After using gloves, hands should be washed and dried thoroughly. Application of a non-perfumed moisturiser is recommended.</p> <p>Suitability and durability of glove type is dependent on usage. Important factors in the selection of gloves include:</p> <ul style="list-style-type: none"> · frequency and duration of contact, · chemical resistance of glove material, · glove thickness and · dexterity <p>Select gloves tested to a relevant standard (e.g. Europe EN 374, US F739, AS/NZS 2161.1 or national equivalent).</p> <ul style="list-style-type: none"> · When prolonged or frequently repeated contact may occur, a glove with a protection class of 5 or higher (breakthrough time greater than 240 minutes according to EN 374, AS/NZS 2161.10.1 or national equivalent) is recommended. · When only brief contact is expected, a glove with a protection class of 3 or higher (breakthrough time greater than 60 minutes according to EN 374, AS/NZS 2161.10.1 or national equivalent) is recommended. · Some glove polymer types are less affected by movement and this should be taken into account when considering gloves for long-term 																				

ETHACURE 300

	<p>use.</p> <ul style="list-style-type: none"> Contaminated gloves should be replaced. <p>As defined in ASTM F-739-96 in any application, gloves are rated as:</p> <ul style="list-style-type: none"> Excellent when breakthrough time > 480 min Good when breakthrough time > 20 min Fair when breakthrough time < 20 min Poor when glove material degrades <p>For general applications, gloves with a thickness typically greater than 0.35 mm, are recommended.</p> <p>It should be emphasised that glove thickness is not necessarily a good predictor of glove resistance to a specific chemical, as the permeation efficiency of the glove will be dependent on the exact composition of the glove material. Therefore, glove selection should also be based on consideration of the task requirements and knowledge of breakthrough times.</p> <p>Glove thickness may also vary depending on the glove manufacturer, the glove type and the glove model. Therefore, the manufacturers' technical data should always be taken into account to ensure selection of the most appropriate glove for the task.</p> <p>Note: Depending on the activity being conducted, gloves of varying thickness may be required for specific tasks. For example:</p> <ul style="list-style-type: none"> Thinner gloves (down to 0.1 mm or less) may be required where a high degree of manual dexterity is needed. However, these gloves are only likely to give short duration protection and would normally be just for single use applications, then disposed of. Thicker gloves (up to 3 mm or more) may be required where there is a mechanical (as well as a chemical) risk i.e. where there is abrasion or puncture potential <p>Gloves must only be worn on clean hands. After using gloves, hands should be washed and dried thoroughly. Application of a non-perfumed moisturiser is recommended.</p>
Body protection	See Other protection below
Other protection	<ul style="list-style-type: none"> Suitable protective clothing. P.V.C apron. Barrier cream. Skin cleansing cream. Eye wash unit.

Respiratory protection

Selection of the Class and Type of respirator will depend upon the level of breathing zone contaminant and the chemical nature of the contaminant. Protection Factors (defined as the ratio of contaminant outside and inside the mask) may also be important.

Required minimum protection factor	Maximum gas/vapour concentration present in air p.p.m. (by volume)	Half-face Respirator	Full-Face Respirator
up to 10	1000	AK-AUS / Class1 P2	-
up to 50	1000	-	AK-AUS / Class 1 P2
up to 50	5000	Airline *	-
up to 100	5000	-	AK-2 P2
up to 100	10000	-	AK-3 P2
100+			Airline**

* - Continuous Flow ** - Continuous-flow or positive pressure demand

A(All classes) = Organic vapours, B AUS or B1 = Acid gasses, B2 = Acid gas or hydrogen cyanide(HCN), B3 = Acid gas or hydrogen cyanide(HCN), E = Sulfur dioxide(SO₂), G = Agricultural chemicals, K = Ammonia(NH₃), Hg = Mercury, NO = Oxides of nitrogen, MB = Methyl bromide, AX = Low boiling point organic compounds(below 65 degC)

- Cartridge respirators should never be used for emergency ingress or in areas of unknown vapour concentrations or oxygen content.
- The wearer must be warned to leave the contaminated area immediately on detecting any odours through the respirator. The odour may indicate that the mask is not functioning properly, that the vapour concentration is too high, or that the mask is not properly fitted. Because of these limitations, only restricted use of cartridge respirators is considered appropriate.
- Cartridge performance is affected by humidity. Cartridges should be changed after 2 hr of continuous use unless it is determined that the humidity is less than 75%, in which case, cartridges can be used for 4 hr. Used cartridges should be discarded daily, regardless of the length of time used

SECTION 9 Physical and chemical properties**Information on basic physical and chemical properties**

Appearance	Pale yellow to amber coloured clear liquid		
Physical state	Liquid	Relative density (Water = 1)	1.2
Odour	Not Available	Partition coefficient n-octanol / water	Not Available
Odour threshold	Not Available	Auto-ignition temperature (°C)	Not Available
pH (as supplied)	Not Available	Decomposition temperature	175
Melting point / freezing point (°C)	Not Available	Viscosity (cSt)	Not Available
Initial boiling point and boiling range (°C)	Not Available	Molecular weight (g/mol)	Not Available
Flash point (°C)	176	Taste	Not Available
Evaporation rate	Not Available	Explosive properties	Not Available
Flammability	Not Applicable	Oxidising properties	Not Available
Upper Explosive Limit (%)	Not Available	Surface Tension (dyn/cm or mN/m)	Not Available
Lower Explosive Limit (%)	Not Available	Volatile Component (%vol)	Not Available
Vapour pressure (kPa)	Not Available	Gas group	Not Available
Solubility in water	Partly miscible	pH as a solution (1%)	Not Available
Vapour density (Air = 1)	Not Available	VOC g/L	Not Available

ETHACURE 300

SECTION 10 Stability and reactivity

Reactivity	See section 7
Chemical stability	<ul style="list-style-type: none"> ▶ Unstable in the presence of incompatible materials. ▶ Product is considered stable. ▶ Hazardous polymerisation will not occur.
Possibility of hazardous reactions	See section 7
Conditions to avoid	See section 7
Incompatible materials	See section 7
Hazardous decomposition products	See section 5

SECTION 11 Toxicological information

Information on toxicological effects

Inhaled	<p>The material is not thought to produce either adverse health effects or irritation of the respiratory tract following inhalation (as classified by EC Directives using animal models). Nevertheless, adverse systemic effects have been produced following exposure of animals by at least one other route and good hygiene practice requires that exposure be kept to a minimum and that suitable control measures be used in an occupational setting.</p> <p>Inhalation of epoxy resin amine hardeners (including polyamines and amine adducts) may produce bronchospasm and coughing episodes lasting several days after cessation of the exposure. Even faint traces of these vapours may trigger an intense reaction in individuals showing 'amine asthma'.</p>
Ingestion	<p>Accidental ingestion of the material may be harmful; animal experiments indicate that ingestion of less than 150 gram may be fatal or may produce serious damage to the health of the individual.</p> <p>Ingestion of amine epoxy-curing agents (hardeners) may cause severe abdominal pain, nausea, vomiting or diarrhoea. The vomitus may contain blood and mucous.</p> <p>The substance and/or its metabolites may bind to haemoglobin inhibiting normal uptake of oxygen. This condition, known as 'methaemoglobinemia', is a form of oxygen starvation (anoxia).</p> <p>Symptoms include cyanosis (a bluish discolouration skin and mucous membranes) and breathing difficulties. Symptoms may not be evident until several hours after exposure.</p> <p>At about 15% concentration of blood methaemoglobin there is observable cyanosis of the lips, nose and earlobes. Symptoms may be absent although euphoria, flushed face and headache are commonly experienced. At 25-40%, cyanosis is marked but little disability occurs other than that produced on physical exertion. At 40-60%, symptoms include weakness, dizziness, lightheadedness, increasingly severe headache, ataxia, rapid shallow respiration, drowsiness, nausea, vomiting, confusion, lethargy and stupor. Above 60% symptoms include dyspnea, respiratory depression, tachycardia or bradycardia, and convulsions. Levels exceeding 70% may be fatal.</p>
Skin Contact	<p>Skin contact is not thought to produce harmful health effects (as classified under EC Directives using animal models). Systemic harm, however, has been identified following exposure of animals by at least one other route and the material may still produce health damage following entry through wounds, lesions or abrasions.</p> <p>Amine epoxy-curing agents (hardeners) may produce primary skin irritation and sensitisation dermatitis in predisposed individuals. Cutaneous reactions include erythema, intolerable itching and severe facial swelling.</p> <p>Open cuts, abraded or irritated skin should not be exposed to this material</p> <p>Entry into the blood-stream, through, for example, cuts, abrasions or lesions, may produce systemic injury with harmful effects. Examine the skin prior to the use of the material and ensure that any external damage is suitably protected.</p>
Eye	<p>Although the liquid is not thought to be an irritant (as classified by EC Directives), direct contact with the eye may produce transient discomfort characterised by tearing or conjunctival redness (as with windburn).</p>
Chronic	<p>Skin contact with the material is more likely to cause a sensitisation reaction in some persons compared to the general population.</p> <p>Amine epoxy-curing agents (hardeners) may produce primary skin irritation and sensitisation dermatitis in predisposed individuals. Cutaneous reactions include erythema, intolerable itching and severe facial swelling.</p> <p>Phenylenediamine derivatives can cause skin damage, which generally disappears when exposure ceases.</p>

ETHACURE 300	TOXICITY	IRRITATION
	Not Available	Not Available
di-(methylthio)toluenediamine	TOXICITY	IRRITATION
	Dermal (rabbit) LD50: >2000 mg/kg ^[1]	Not Available
	Oral(Rat) LD50: 1515 mg/kg ^[1]	
Legend:	1. Value obtained from Europe ECHA Registered Substances - Acute toxicity 2.* Value obtained from manufacturer's SDS. Unless otherwise specified data extracted from RTECS - Register of Toxic Effect of chemical Substances	

DI-(METHYLTHIO)TOLUENEDIAMINE	<p>Based on laboratory and animal testing, exposure to the material may result in irreversible effects and mutations in humans.</p> <p>NOTE: Substance has been shown to be mutagenic in at least one assay, or belongs to a family of chemicals producing damage or change to cellular DNA.</p>
ETHACURE 300 & DI-(METHYLTHIO)TOLUENEDIAMINE	<p>The following information refers to contact allergens as a group and may not be specific to this product.</p> <p>Contact allergies quickly manifest themselves as contact eczema, more rarely as urticaria or Quincke's oedema. The pathogenesis of contact eczema involves a cell-mediated (T lymphocytes) immune reaction of the delayed type. Other allergic skin reactions, e.g. contact urticaria, involve antibody-mediated immune reactions. The significance of the contact allergen is not simply determined by its sensitisation</p>

ETHACURE 300

potential: the distribution of the substance and the opportunities for contact with it are equally important. A weakly sensitising substance which is widely distributed can be a more important allergen than one with stronger sensitising potential with which few individuals come into contact. From a clinical point of view, substances are noteworthy if they produce an allergic test reaction in more than 1% of the persons tested.

p-Phenylenediamine is oxidised by the liver microsomal enzymes (S9). Pure p-phenylenediamine does not cause mutations, but after it is oxidized, it does.

Rats given di(methylthio)toluenediamines in the diet for up to 90 days showed increased liver metabolic activity. There were kidney effects observed that were unique to male rats. These effects were similar to changes that have been observed in male rats given hydrocarbons. These effects resolved in animals allowed 30 days recovery. Rats treated for 24 months did not have microscopic alterations in any tissues compared to control animals. Tumors seen in control and treated animals were unusual for the age and strain of rats.

Acute Toxicity	✓	Carcinogenicity	✗
Skin Irritation/Corrosion	✗	Reproductivity	✗
Serious Eye Damage/Irritation	✗	STOT - Single Exposure	✗
Respiratory or Skin sensitisation	✓	STOT - Repeated Exposure	✗
Mutagenicity	✗	Aspiration Hazard	✗

Legend: ✗ – Data either not available or does not fill the criteria for classification
 ✓ – Data available to make classification

SECTION 12 Ecological information

Toxicity

ETHACURE 300	Endpoint	Test Duration (hr)	Species	Value	Source
	Not Available	Not Available	Not Available	Not Available	Not Available

di-(methylthio)toluenediamine	Endpoint	Test Duration (hr)	Species	Value	Source
	EC50	48	Crustacea	0.9mg/l	2
	LC50	96	Fish	16.9mg/l	2
	EC50(ECx)	48	Crustacea	0.9mg/l	2
	EC50	72	Algae or other aquatic plants	3.28mg/l	2
	EC50	96	Algae or other aquatic plants	1.7mg/l	2

Legend: *Extracted from 1. IUCLID Toxicity Data 2. Europe ECHA Registered Substances - Ecotoxicological Information - Aquatic Toxicity 3. EPIWIN Suite V3.12 (QSAR) - Aquatic Toxicity Data (Estimated) 4. US EPA, Ecotox database - Aquatic Toxicity Data 5. ECETOC Aquatic Hazard Assessment Data 6. NITE (Japan) - Bioconcentration Data 7. METI (Japan) - Bioconcentration Data 8. Vendor Data*

Very toxic to aquatic organisms, may cause long-term adverse effects in the aquatic environment.

Do NOT allow product to come in contact with surface waters or to intertidal areas below the mean high water mark. Do not contaminate water when cleaning equipment or disposing of equipment wash-waters.

Wastes resulting from use of the product must be disposed of on site or at approved waste sites.

Phenylenediamines are not readily biodegradable via CO₂ evolution, but they are susceptible to both hydrolysis and photodegradation. These materials have been shown not to partition to water or air if released into the environment due to their low water solubility and low vapor pressure. It is unclear how phenylenediamines are eliminated from water bodies, but it is assumed that this is through processes such as oxidation reactions, adsorption, and stripping effects. It is assumed that any phenylenediamines released into the atmosphere are destroyed by photodegradation. The calculated half-life is less than 2 hours. Bioaccumulation is unlikely to occur to any significant degree. Only one study has dealt with the behaviour of phenylenediamines in soil, in respect to their soil sorption and geoaccumulation. Adsorption in soil is relatively strong at low concentrations and expandable clay minerals but weak at higher concentrations. No information is available on the sorption behaviour against organic material. The substituted p-phenylenediamines and presumably the other isomers, in general, are very toxic to aquatic organisms.

For Arylamines (Aromatic Amines):

Aquatic Fate - Arylamines, particularly aromatic amines, irreversibly bind with humic substances present in most natural waters. The estimated half-life of aromatic amines in water is approximately 100 days.

Ecotoxicity: Anilines, benzidines and toluidines are of environmental concern. Anilines and benzidines are both acutely toxic and toxic depending on the specific aquatic species (except algae). Toluidines represent a similar concern. It has been speculated that aqueous solutions of aromatic amines can be oxidized by organic radicals. The estimated half-life of aromatic amines in water is approximately 100 days.

DO NOT discharge into sewer or waterways.

Persistence and degradability

Ingredient	Persistence: Water/Soil	Persistence: Air
	No Data available for all ingredients	No Data available for all ingredients

Bioaccumulative potential

Ingredient	Bioaccumulation
	No Data available for all ingredients

Mobility in soil

Ingredient	Mobility
	No Data available for all ingredients

SECTION 13 Disposal considerations



ETHACURE 300

Waste treatment methods

Product / Packaging disposal	<ul style="list-style-type: none"> ▶ Containers may still present a chemical hazard/ danger when empty. ▶ Return to supplier for reuse/ recycling if possible. <p>Otherwise:</p> <ul style="list-style-type: none"> ▶ If container can not be cleaned sufficiently well to ensure that residuals do not remain or if the container cannot be used to store the same product, then puncture containers, to prevent re-use, and bury at an authorised landfill. ▶ Where possible retain label warnings and SDS and observe all notices pertaining to the product. <p>Legislation addressing waste disposal requirements may differ by country, state and/ or territory. Each user must refer to laws operating in their area. In some areas, certain wastes must be tracked.</p> <p>A Hierarchy of Controls seems to be common - the user should investigate:</p> <ul style="list-style-type: none"> ▶ Reduction ▶ Reuse ▶ Recycling ▶ Disposal (if all else fails) <p>This material may be recycled if unused, or if it has not been contaminated so as to make it unsuitable for its intended use. If it has been contaminated, it may be possible to reclaim the product by filtration, distillation or some other means. Shelf life considerations should also be applied in making decisions of this type. Note that properties of a material may change in use, and recycling or reuse may not always be appropriate.</p> <ul style="list-style-type: none"> ▶ DO NOT allow wash water from cleaning or process equipment to enter drains. ▶ It may be necessary to collect all wash water for treatment before disposal. ▶ In all cases disposal to sewer may be subject to local laws and regulations and these should be considered first. ▶ Where in doubt contact the responsible authority. ▶ Recycle wherever possible or consult manufacturer for recycling options. ▶ Consult State Land Waste Authority for disposal. ▶ Bury or incinerate residue at an approved site. ▶ Recycle containers if possible, or dispose of in an authorised landfill.
-------------------------------------	---

SECTION 14 Transport information

Labels Required

	
Marine Pollutant	
HAZCHEM	*3Z

Land transport (ADG)

UN number	3082	
UN proper shipping name	ENVIRONMENTALLY HAZARDOUS SUBSTANCE, LIQUID, N.O.S. (contains di-(methylthio)toluenediamine)	
Transport hazard class(es)	Class	9
	Subrisk	Not Applicable
Packing group	III	
Environmental hazard	Environmentally hazardous	
Special precautions for user	Special provisions	274 331 335 375 AU01
	Limited quantity	5 L

Environmentally Hazardous Substances meeting the descriptions of UN 3077 or UN 3082

are not subject to this Code when transported by road or rail in;

(a) packagings;

(b) IBCs; or

(c) any other receptacle not exceeding 500 kg(L).

- Australian Special Provisions (SP AU01) - ADG Code 7th Ed.

Air transport (ICAO-IATA / DGR)

UN number	3082	
UN proper shipping name	Environmentally hazardous substance, liquid, n.o.s. * (contains di-(methylthio)toluenediamine)	
Transport hazard class(es)	ICAO/IATA Class	9
	ICAO / IATA Subrisk	Not Applicable
	ERG Code	9L
Packing group	III	
Environmental hazard	Environmentally hazardous	
Special precautions for user	Special provisions	A97 A158 A197 A215
	Cargo Only Packing Instructions	964

ETHACURE 300

Cargo Only Maximum Qty / Pack	450 L
Passenger and Cargo Packing Instructions	964
Passenger and Cargo Maximum Qty / Pack	450 L
Passenger and Cargo Limited Quantity Packing Instructions	Y964
Passenger and Cargo Limited Maximum Qty / Pack	30 kg G

Sea transport (IMDG-Code / GGVSee)

UN number	3082		
UN proper shipping name	ENVIRONMENTALLY HAZARDOUS SUBSTANCE, LIQUID, N.O.S. (contains di-(methylthio)toluenediamine)		
Transport hazard class(es)	IMDG Class	9	
	IMDG Subrisk	Not Applicable	
Packing group	III		
Environmental hazard	Marine Pollutant		
Special precautions for user	EMS Number	F-A , S-F	
	Special provisions	274 335 969	
	Limited Quantities	5 L	

Transport in bulk according to Annex II of MARPOL and the IBC code

Not Applicable

Transport in bulk in accordance with MARPOL Annex V and the IMSBC Code

Product name	Group
di-(methylthio)toluenediamine	Not Available

Transport in bulk in accordance with the ICG Code

Product name	Ship Type
di-(methylthio)toluenediamine	Not Available

SECTION 15 Regulatory information

Safety, health and environmental regulations / legislation specific for the substance or mixture

di-(methylthio)toluenediamine is found on the following regulatory lists

Australia Hazardous Chemical Information System (HCIS) - Hazardous Chemicals

Australia Standard for the Uniform Scheduling of Medicines and Poisons (SUSMP) - Schedule 10 / Appendix C

Australia Standard for the Uniform Scheduling of Medicines and Poisons (SUSMP) - Schedule 6

Australian Inventory of Industrial Chemicals (AIIC)

Chemical Footprint Project - Chemicals of High Concern List

National Inventory Status

National Inventory	Status
Australia - AIIC / Australia Non-Industrial Use	Yes
Canada - DSL	Yes
China - IECSC	Yes
Japan - ENCS	Yes
Korea - KECI	Yes
New Zealand - NZIoC	Yes
Taiwan - TCSI	Yes
Vietnam - NCI	Yes
Russia - ARIPS	Yes
Legend:	Yes = All CAS declared ingredients are on the inventory No = One or more of the CAS listed ingredients are not on the inventory and are not exempt from listing(see specific ingredients in brackets)

SECTION 16 Other information

Revision Date	12/04/2018
Initial Date	30/01/2015

Other information

Classification of the preparation and its individual components has drawn on official and authoritative sources as well as independent review by the Chemwatch Classification committee using available literature references.

The SDS is a Hazard Communication tool and should be used to assist in the Risk Assessment. Many factors determine whether the reported Hazards are Risks in the workplace or other settings. Risks may be determined by reference to Exposures Scenarios. Scale of use, frequency of use and current or available engineering controls must be considered.

Continued...

ETHACURE 300

Definitions and abbreviations

PC—TWA: Permissible Concentration-Time Weighted Average
PC—STEL: Permissible Concentration-Short Term Exposure Limit
IARC: International Agency for Research on Cancer
ACGIH: American Conference of Governmental Industrial Hygienists
STEL: Short Term Exposure Limit
TEEL: Temporary Emergency Exposure Limit.
IDLH: Immediately Dangerous to Life or Health Concentrations
OSF: Odour Safety Factor
NOAEL :No Observed Adverse Effect Level
LOAEL: Lowest Observed Adverse Effect Level
TLV: Threshold Limit Value
LOD: Limit Of Detection
OTV: Odour Threshold Value
BCF: BioConcentration Factors
BEI: Biological Exposure Index